

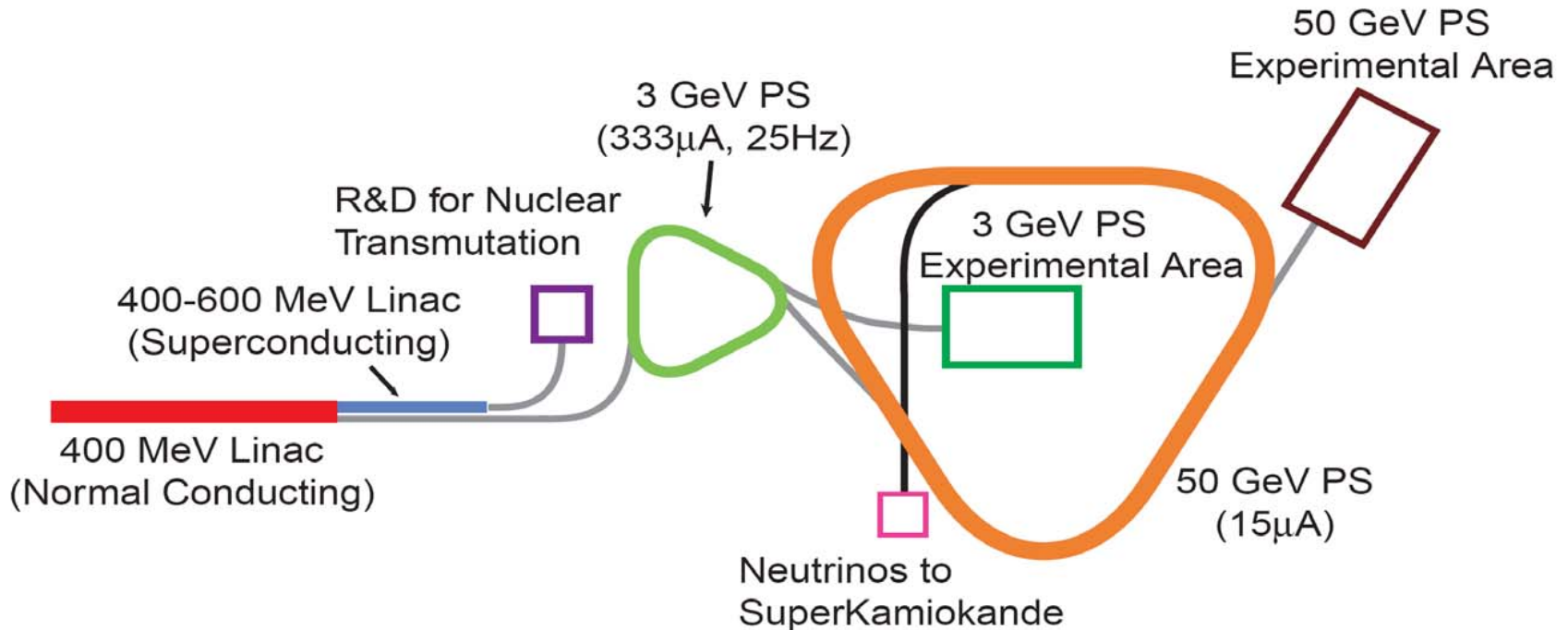


J-PARC main ring lattice
An overview

Y. Papaphilippou

December 15th, 2006

J-PARC Project

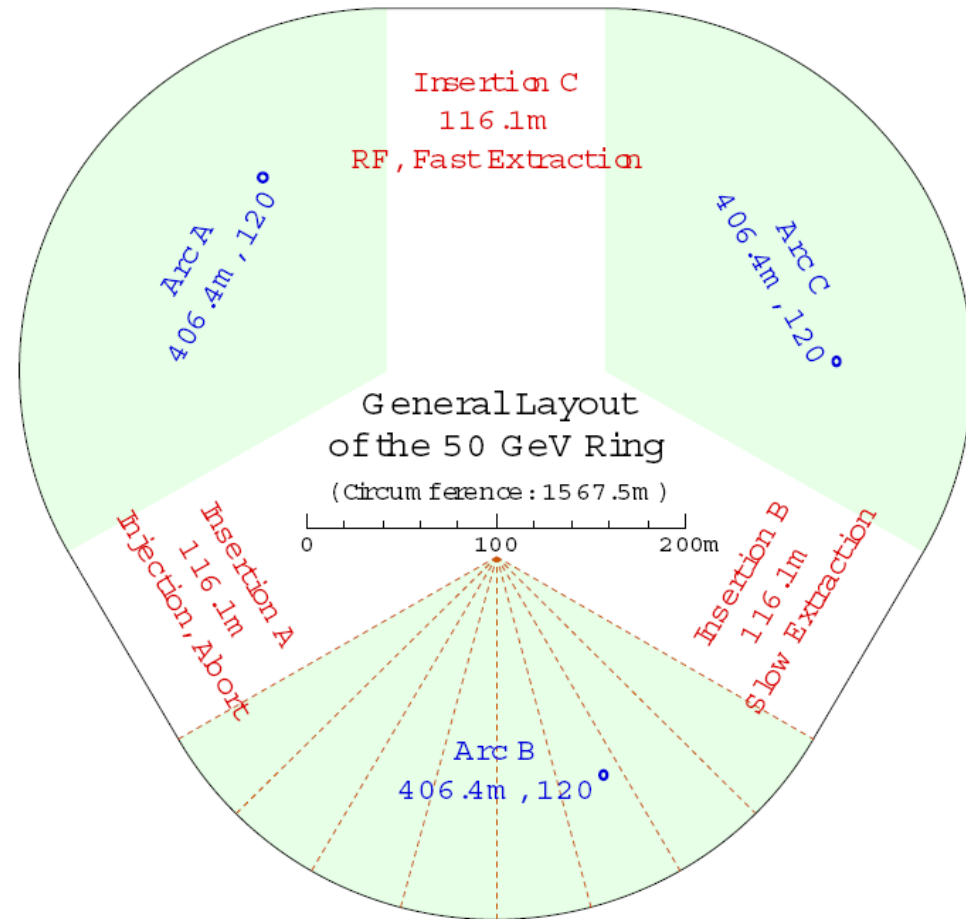


■ Japan Proton Accelerator Research Complex comprising:

- A 600-MeV linac with a superconducting section for nuclear transmutation R&D
- A 3 GeV Rapid Cycling Synchrotron (RCS) for a spallation neutron experimental area
- A 50 GeV Main Ring (MR) for nuclear physics and neutrino experiments

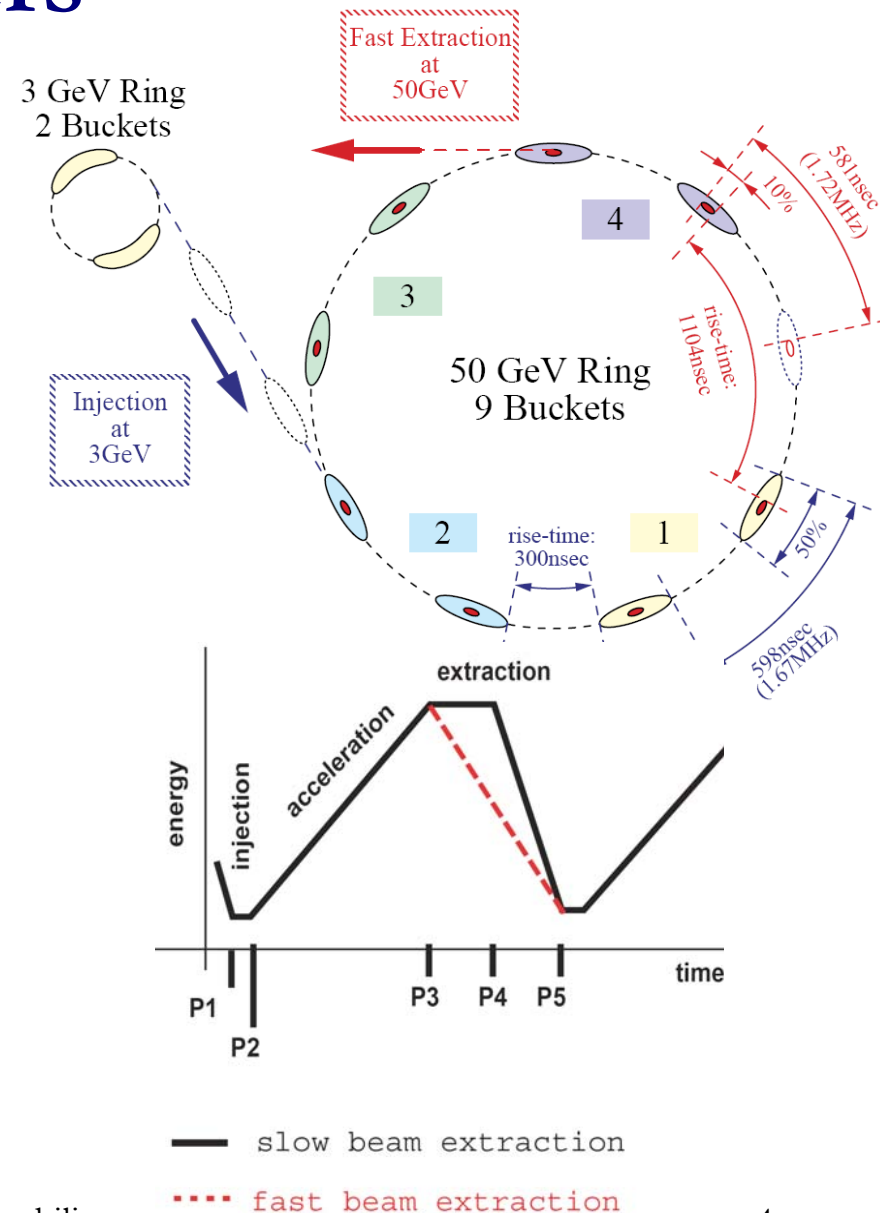
Main Ring layout

- 1567.5m long ring with triangular shape
- Three 406.4m long arcs using a missing bend cell structure
- Three 116.1m long straight sections with
 - Injection from the 3GeV RCS, scraper collimators and beam dump
 - Slow resonance extraction for K-ARENA (Nuclear and Physics studies facility)
 - RF and fast extraction for neutrinos to SuperKamiokande

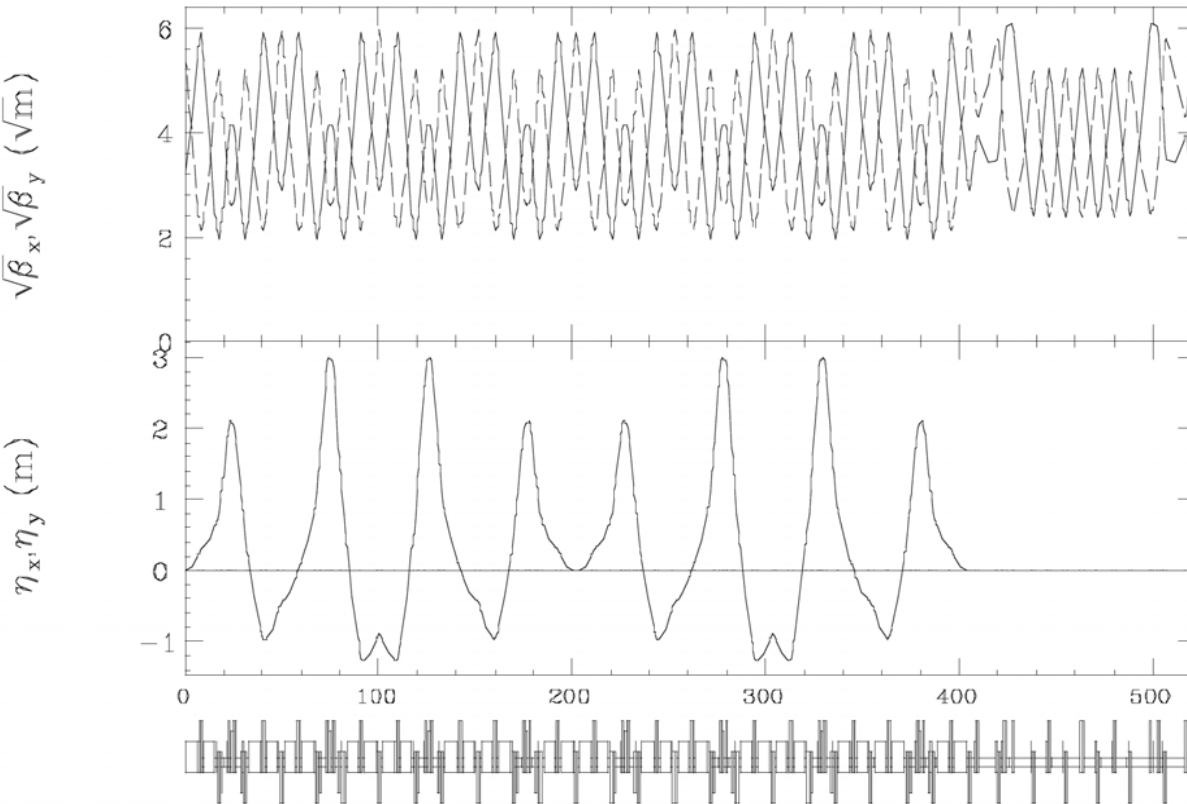


Main Ring parameters

Parameter	J-PARC	PS2
Circumference [m]	1567.5	1257
Injection energy [GeV]	3	3.5
Extraction energy [GeV]	50	50
Particles per pulse [10^{13}]	33	3.2 - 13
Repetition rate [Hz]	0.3	0.21 - 0.42
Circulating current @ injection [A]	12.4	1.2 - 4.8



Main Ring lattice



■ Design criteria

- Imaginary γ_t
- Long dispersion free straight sections to accommodate injection extraction RF and collimation
- Reasonable tuning range for tunes chromaticity and momentum compaction factor

■ 3 super-periods

- Arc + Insertion
- Working point of (22.25, 22.23)

Main Ring lattice - arc

- Eight **50m**-modules per arc

- 32 dipoles (5.85m), 4 families of 57 quadrupoles (1.26-1.86m)

- Module of 3 FODO cells

- (1/2D)BFBDOFODDBFB(1/2D)

- Central half-cells without bend

- Split central QF for sextupole accommodation

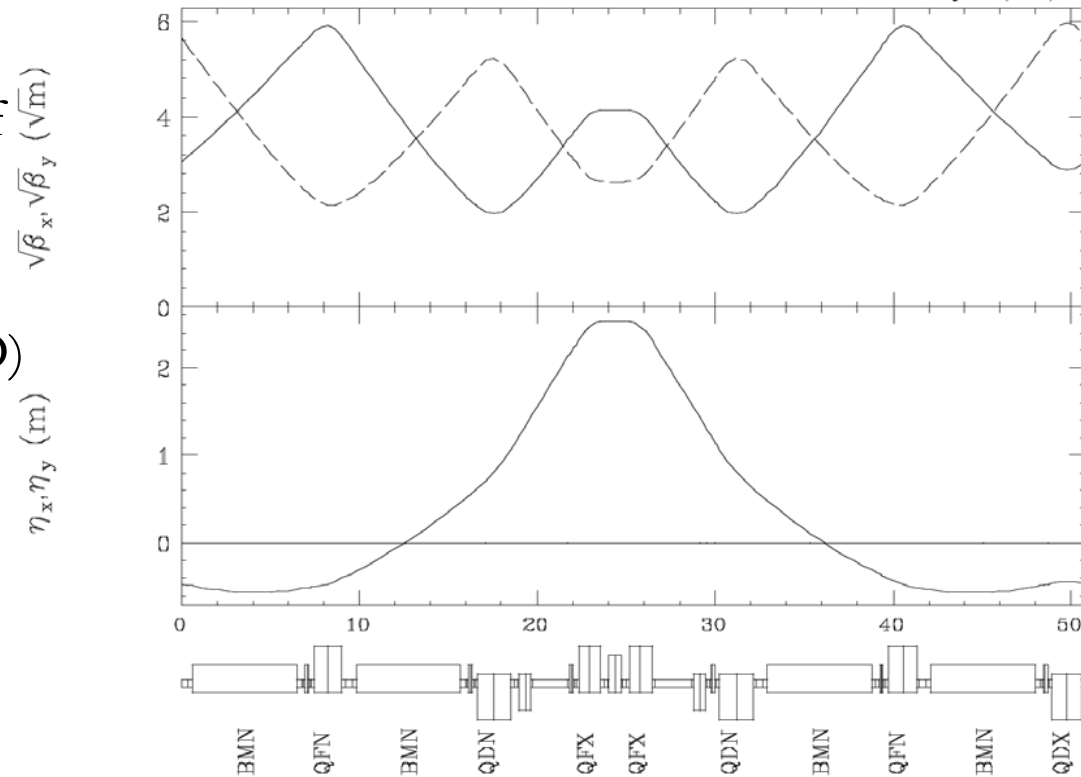
- α_c of -0.001 (imaginary γ_t of 31.6i)

- Reasonable β and η maxima (35m, 3m)

- Horizontal and vertical phase advance of $3\pi/2$, giving a total of 12π

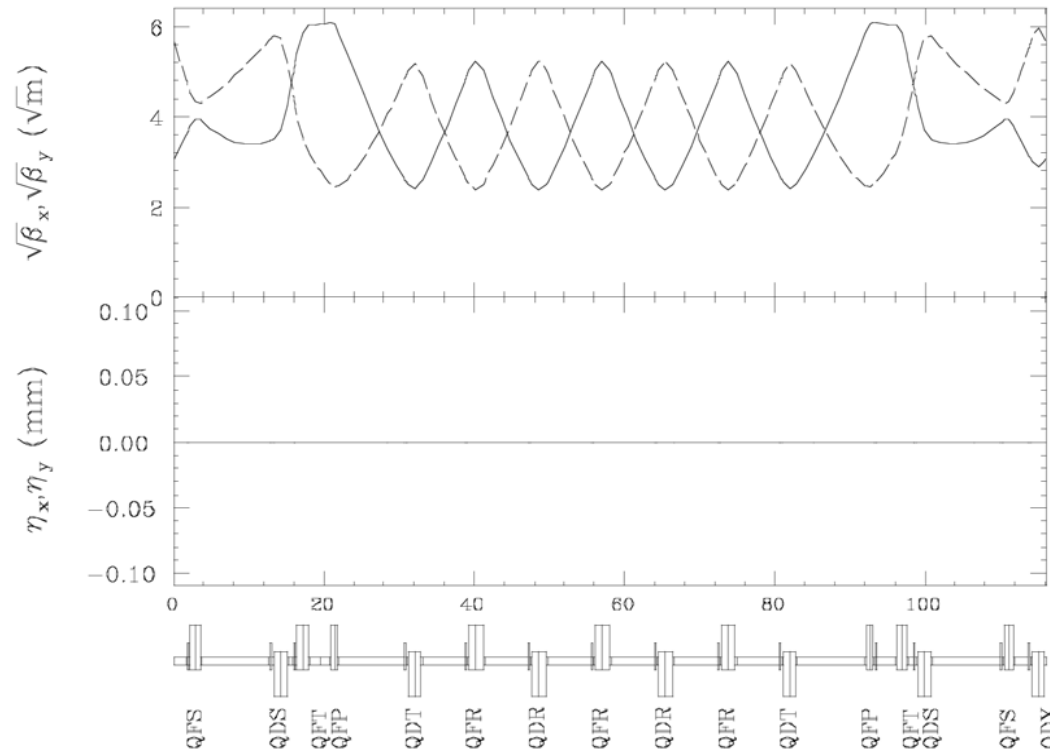
- Dispersion free straights, first order cancellation of sextupole resonance,

- Vertical phase advance tunable down to 200° to avoid coupling resonance



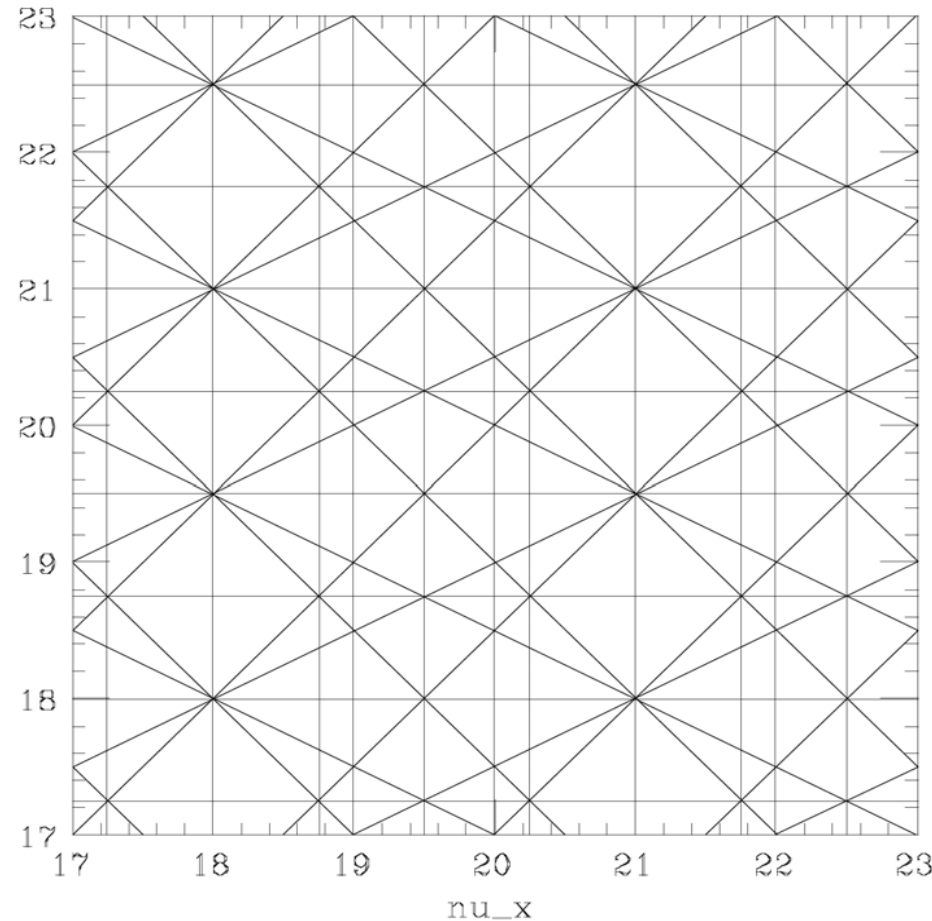
Main Ring lattice – Insertion

- 3 central FODO cells of $\sim 50\text{m}$ with doublet matching section in either side
 - 7 families of **15** quadrupoles (0.9-1.76m)
- FODO cells used for adjusting phase advance and collimation system
- Long half-cell for injection, beam dump and extraction
- Short half-cell, where β is maximum and α almost 0 for slow extraction electrostatic septum



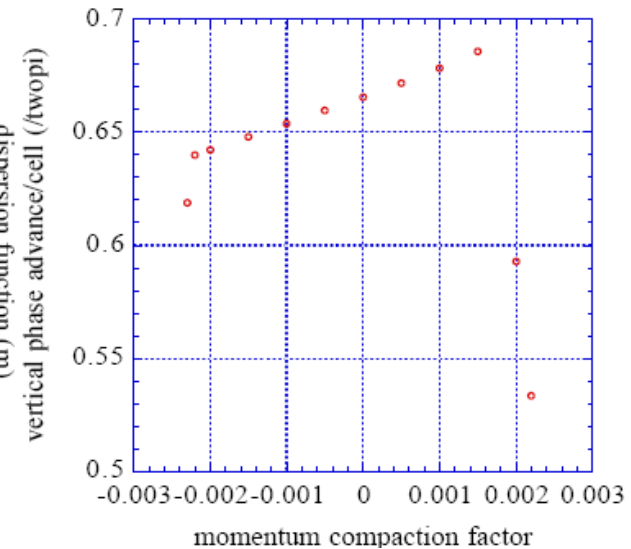
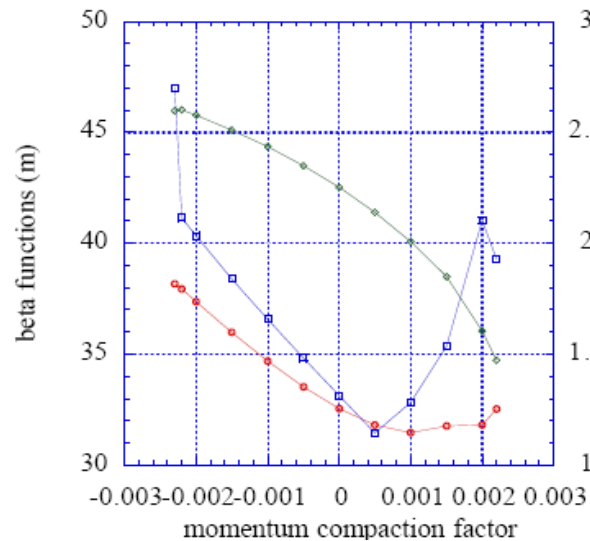
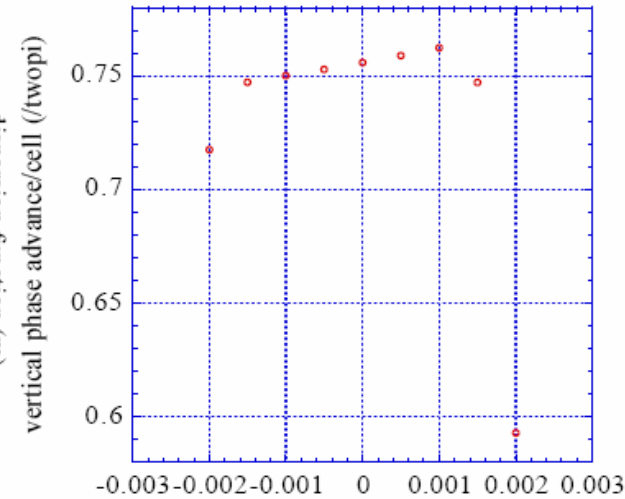
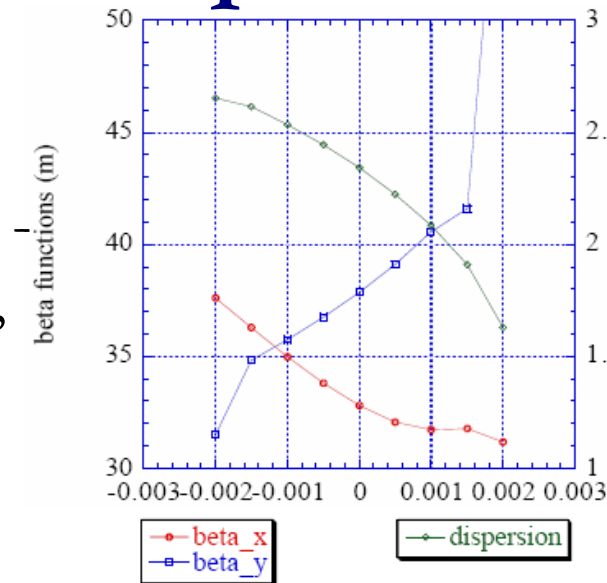
Tune optimization

- Horizontal tune optimized
varying insertion phase advance
 - Slow extraction devices fixes the phase relation among and reduces flexibility (tune of 22.33).
 - Without slow extraction constraint, tune range between 21.50 and 22.80.
- Vertical tune can be almost freely chosen in the range of 17.25 to 22.25
 - Using mostly the arc and less the insertion.
- Structure resonances to be avoided: $2\nu_x + 2\nu_y = n$, $2\nu_x - 2\nu_y = n$
 $\nu_x = 22.5$, $\nu_y = 18, 19.5, 21, 22.5$



Momentum compaction knob

- Lattice can be tuned for a range of α_c between 0.002 and 0.002 (γ_t of 21 to 21i), varying the vertical phase advance as a knob
- Reasonable maxima for all optics function
- Extrapolating to the desired α_c value for PS2 (-0.02) not evident



Main magnets

■ Bending Magnet

- Bending Radius 89.381 m
- Field 0.143 T (for 3 GeV), 1.9 T (for 50 GeV)
- Useful Aperture (horizontal) 120 mm
- Gap Height 106 mm
- Length 5.85 m
- Number 96

■ Sextupole Magnet (3 families)

- Max. Field Gradient 230 T/m²
- Aperture 136 mmf
- Length 0.7 m
- Number 72

■ Quadrupole Magnet (11 families)

- Field Gradient 1.35 T/m (for 3 GeV)
- 18 T/m (for 50 GeV)
- Aperture (pole to pole) 130 mm
- Useful Aperture (horizontal) 132 mm
- Length and Number
 - QDN, QFR and QDR 1.86 m (63)
 - QDS 1.76 m (6)
 - QDX and QDT 1.66 m (33)
 - QFN 1.56 m (48)
 - QFT 1.46 m (6)
 - QFX and QFS 1.26 m (54)
 - QFP 0.86 m (6)

Preliminary comments

- J-PARC module very similar to PS2 preliminary lattice design (J.Jowett)
 - Same length, number of cells, magnets, similar phase advances
 - Main difference DOFO structure (instead of FODO), and single dipole
 - Large imaginary (or real) transition energy
- 20% longer ring just by giving the appropriate space to straight sections
- Decreasing α_c pushes quadrupole strengths and optics functions to their limits and may necessitate a longer ring
- Independent insertion tuning gives enormous flexibility for injection, extraction collimation and RF optics constraints
- Without the momentum compaction constraint, ability to optimise the phase advance for 1st order cancellation of lattice non-linearities